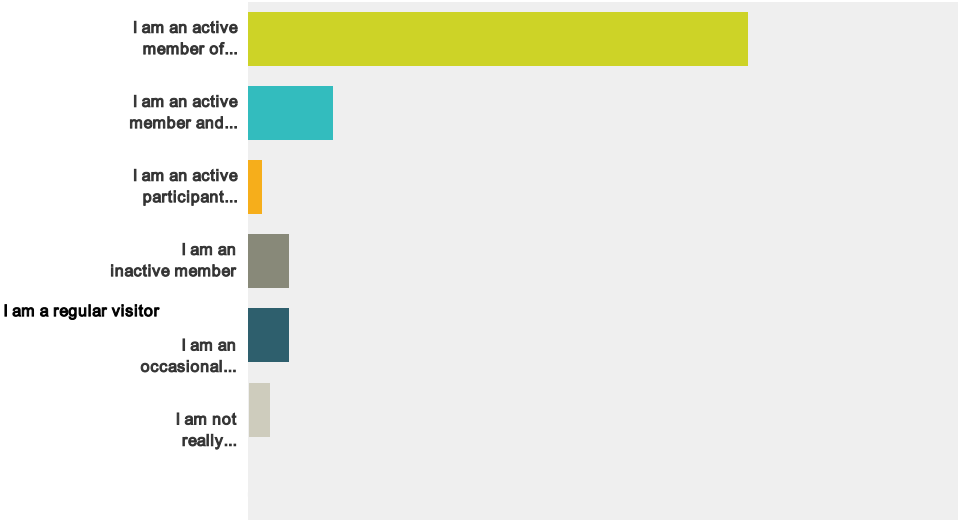


Suncreek UMC Allen Refresh Survey

Q1 Please select the option that best describes your relationship to Suncreek.

Answered: 447 Skipped: 0

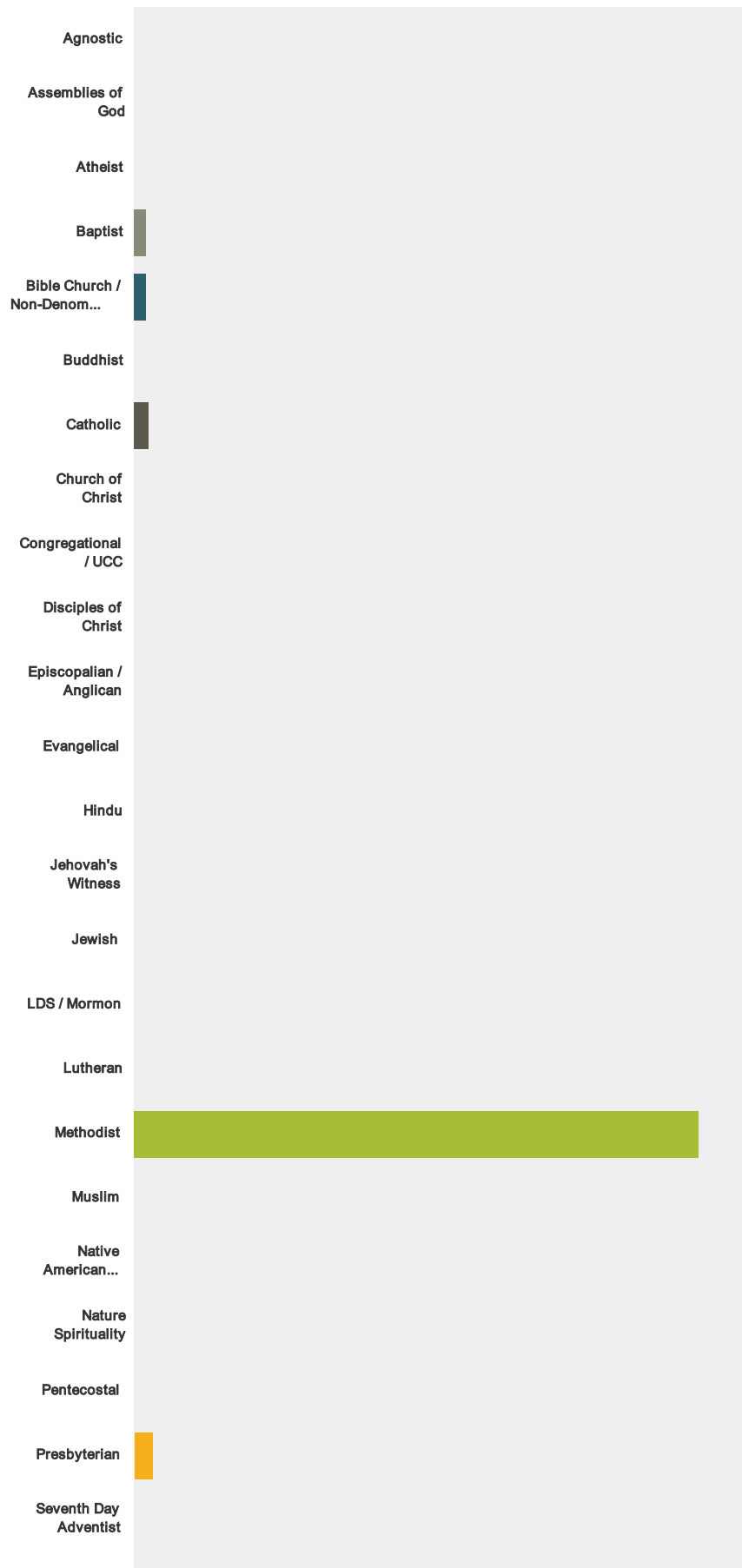


Answer Choices	Responses	Count
I am an active member of Suncreek	70.47%	315
I am an active member and serve in leadership	12.08%	54
I am an active participant but not a member	2.01%	9
I am an inactive member	5.82%	26
I am a regular visitor	5.82%	26
I am an occasional participant	3.13%	14
I am not really connected or involved	0.67%	3
Total		447

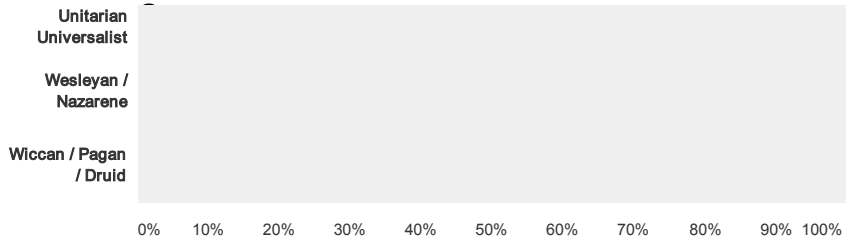
Suncreek UMC Allen Refresh Survey

Q2 Which of the following best identifies your current faith perspectives?

Answered: 447 Skipped: 0



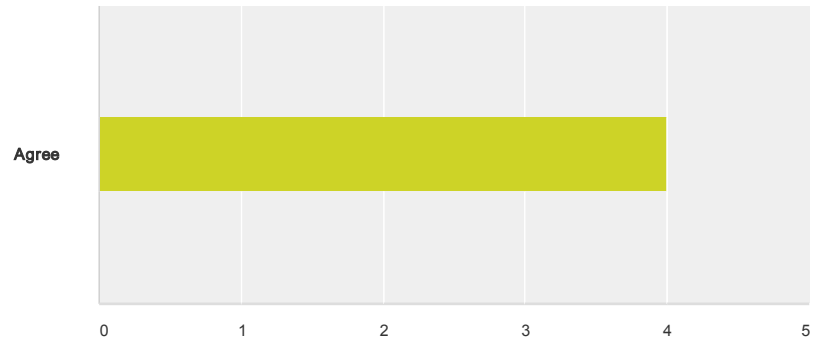
Suncreek UMC Allen Refresh



Answer Choices	Responses
Agnostic	0.67% 3
Assemblies of God	0.45% 2
Atheist	0.00% 0
Baptist	2.01% 9
Bible Church / Non-Denominational	2.01% 9
Buddhist	0.67% 3
Catholic	2.46% 11
Church of Christ	0.22% 1
Congregational / UCC	0.45% 2
Disciples of Christ	1.12% 5
Episcopalian / Anglican	0.89% 4
Evangelical	0.22% 1
Hindu	0.00% 0
Jehovah's Witness	0.00% 0
Jewish	0.00% 0
LDS / Mormon	0.00% 0
Lutheran	1.12% 5
Methodist	91.72% 410
Muslim	0.00% 0
Native American Religion	0.22% 1
Nature Spirituality	0.45% 2
Pentecostal	0.00% 0
Presbyterian	3.13% 14
Seventh Day Adventist	0.00% 0
Unitarian Universalist	0.00% 0
Wesleyan / Nazarene	0.67% 3
Wiccan / Pagan / Druid	0.00% 0
Total Respondents: 447	

Suncreek UMC Allen Refresh
 Survey
 Q3 I was actively religious or spiritual in my
 childhood or youth.

Answered: 447 Skipped: 0

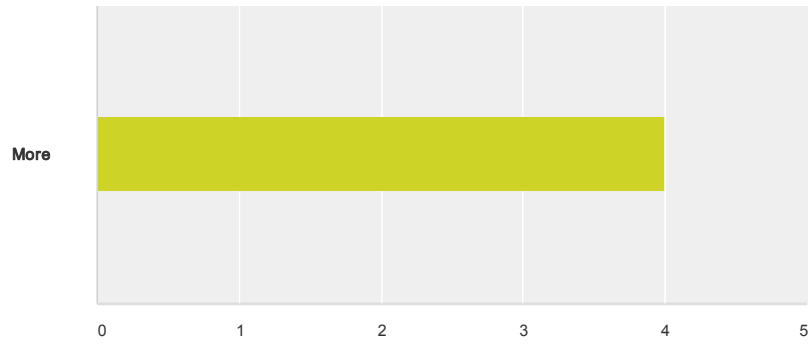


	Strongly Disagree	Disagree	Neither Disagree Nor Agree	Agree	Strongly Agree	Total	Average Rating
	5.37%	7.61%	9.17%	37.58%	40.27%	447	4.00
	24	34	41	168	180		

Suncreek UMC Allen Refresh Survey

Q4 Compare your current faith commitment and practice to that of 5 years ago.

Answered: 447 Skipped: 0

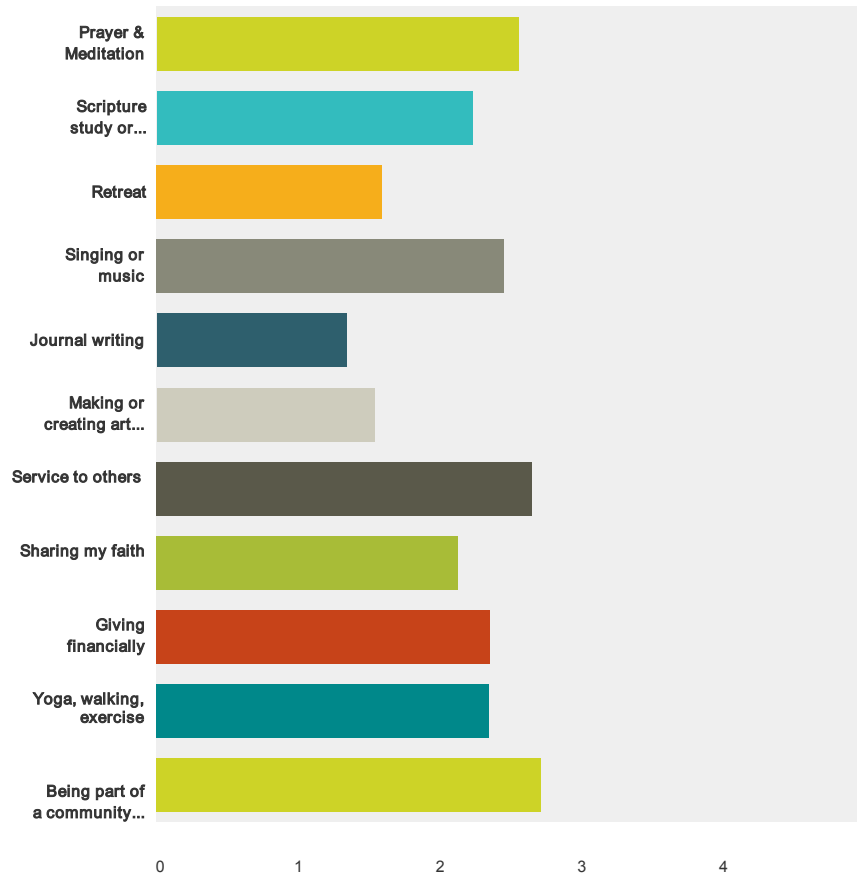


	Significantly Less	Moderately Less	The Same	Moderately More	Significantly More	Total	Average Rating
	5.15%	14.99%	29.31%	32.21%	18.34%	447	3.44
	23	67	131	144	82		

Suncreek UMC Allen Refresh Survey

Q6 How important are the following in your personal life?

Answered: 431 Skipped: 16

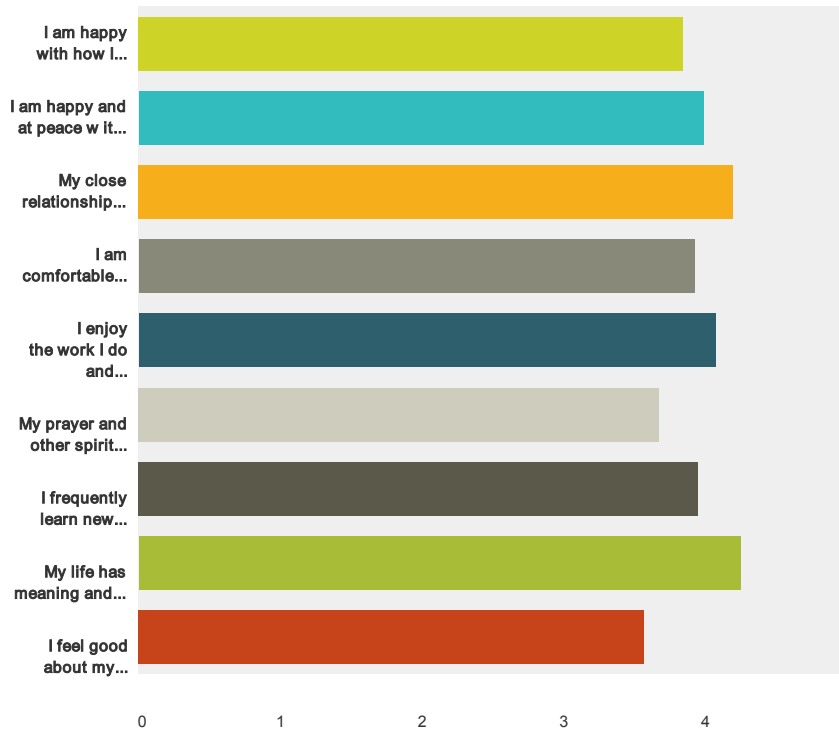


	Not important	Somewhat important	Very important	Total	Average Rating
Prayer & Meditation	4.64% 20	35.03% 151	60.32% 260	431	2.56
Scripture study or spiritual reading	14.85% 64	47.80% 206	37.35% 161	431	2.23
Retreat	53.83% 232	32.02% 138	14.15% 61	431	1.60
Singing or music	8.82% 38	36.89% 159	54.29% 234	431	2.45
Journal writing	70.77% 305	22.97% 99	6.26% 27	431	1.35
Making or creating art or other objects	60.09% 259	25.52% 110	14.39% 62	431	1.54
Service to others	1.86% 8	31.79% 137	66.36% 286	431	2.65
Sharing my faith	15.78% 68	55.22% 238	29.00% 125	431	2.13
Giving financially	7.89% 34	47.80% 206	44.32% 191	431	2.36
Yoga, walking, exercise	12.99% 56	38.75% 167	48.26% 208	431	2.35
Being part of a community (a group of people who share mutual support and care)	1.62% 7	26.22% 113	72.16% 311	431	2.71

Suncreek UMC Allen Refresh Survey

Q7 PERSONAL WELLBEING: Please select the response that best fits your current view.

Answered: 431 Skipped: 16

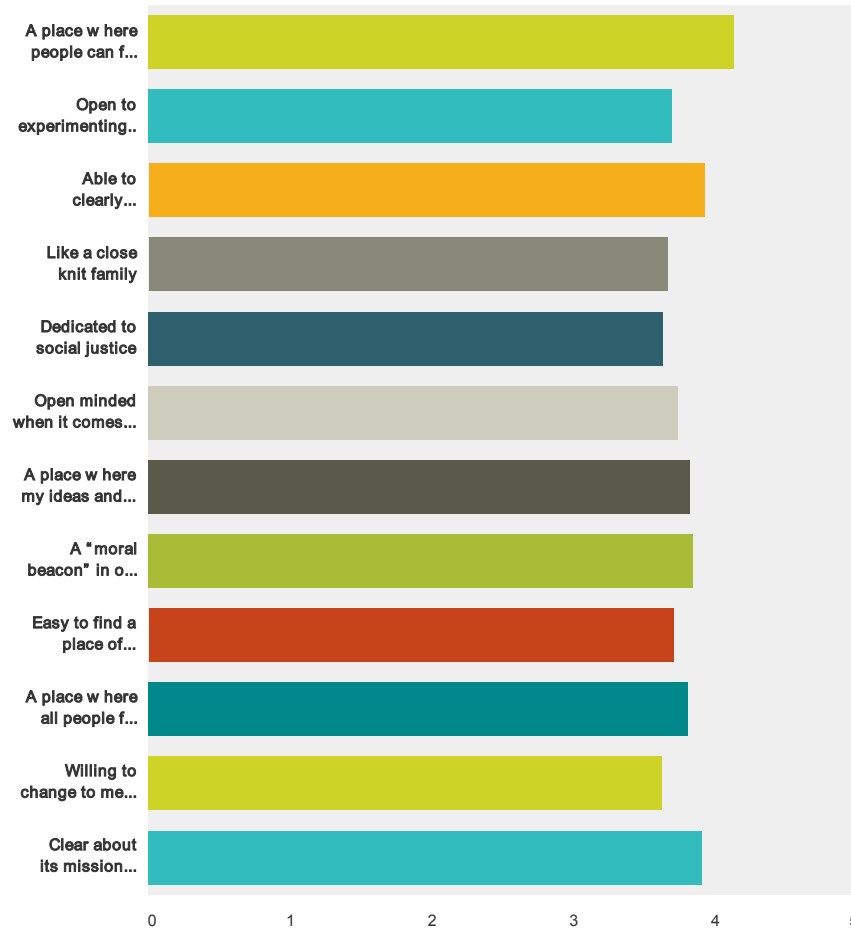


	Strongly Disagree	Disagree	Neutral	Agree	Strongly Agree	Total	Average Rating
I am happy with how I manage my personal finances.	1.62% 7	8.35% 36	17.87% 77	48.96% 211	23.20% 100	431	3.84
I am happy and at peace with life most of the time.	0.46% 2	4.41% 19	13.92% 60	58.47% 252	22.74% 98	431	3.99
My close relationships are healthy and strong.	0.46% 2	2.78% 12	8.82% 38	52.20% 225	35.73% 154	431	4.20
I am comfortable with how I experience my emotions.	0.46% 2	5.57% 24	16.47% 71	56.61% 244	20.88% 90	431	3.92
I enjoy the work I do and the people with whom I do it.	0.46% 2	3.02% 13	14.39% 62	53.60% 231	28.54% 123	431	4.07
My prayer and other spiritual practices meet my needs.	0.46% 2	8.82% 38	25.29% 109	54.29% 234	11.14% 48	431	3.67
I frequently learn new things that interest me.	0.00% 0	4.87% 21	16.71% 72	56.84% 245	21.58% 93	431	3.95
My life has meaning and purpose.	0.46% 2	1.39% 6	9.05% 39	51.04% 220	38.05% 164	431	4.25
I feel good about my current health, diet and level of exercise.	2.32% 10	15.08% 65	21.11% 91	46.17% 199	15.31% 66	431	3.57

Suncreek UMC Allen Refresh Survey

Q9 For me, Suncreek is... (i.e. what is your personal view/assessment of the congregation today?)

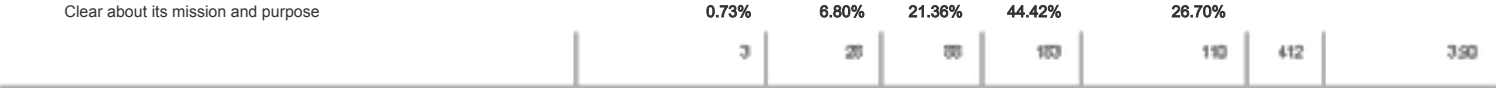
Answered: 415 Skipped: 32



	Strongly disagree	Disagree	Neutral	Agree	Strongly Agree	Total	Average Rating
A place where people can find meaning and purpose	0.24% 1	1.21% 5	13.04% 54	56.76% 235	28.74% 119	414	4.13
Open to experimenting and trying new things	0.24% 1	8.96% 37	29.06% 120	44.07% 182	17.68% 73	413	3.70
Able to clearly articulate strong biblical beliefs and values	0.24% 1	4.59% 19	21.50% 89	50.00% 207	23.67% 98	414	3.92
Like a close knit family	1.69% 7	10.12% 42	30.60% 127	36.14% 150	21.45% 89	415	3.66
Dedicated to social justice	0.49% 2	5.35% 22	42.09% 173	34.55% 142	17.52% 72	411	3.63
Open minded when it comes to religious doctrine	0.73% 3	4.36% 18	32.69% 135	44.55% 184	17.68% 73	413	3.74
A place where my ideas and contributions were welcome	1.21% 5	5.33% 22	26.39% 109	44.07% 182	23.00% 95	413	3.82
A "moral beacon" in our community	0.24% 1	1.94% 8	32.69% 135	43.58% 180	21.55% 89	413	3.84
Easy to find a place of belonging and become connected	2.66% 11	11.86% 49	21.07% 87	40.44% 167	23.97% 99	413	3.71
A place where all people feel welcome	2.17% 9	8.45% 35	21.26% 88	42.27% 175	25.85% 107	414	3.81
Willing to change to meet new challenges	1.21% 5	9.69% 40	31.23% 129	41.65% 172	16.22% 67	413	3.62

Suncreek UMC Allen Refresh Survey

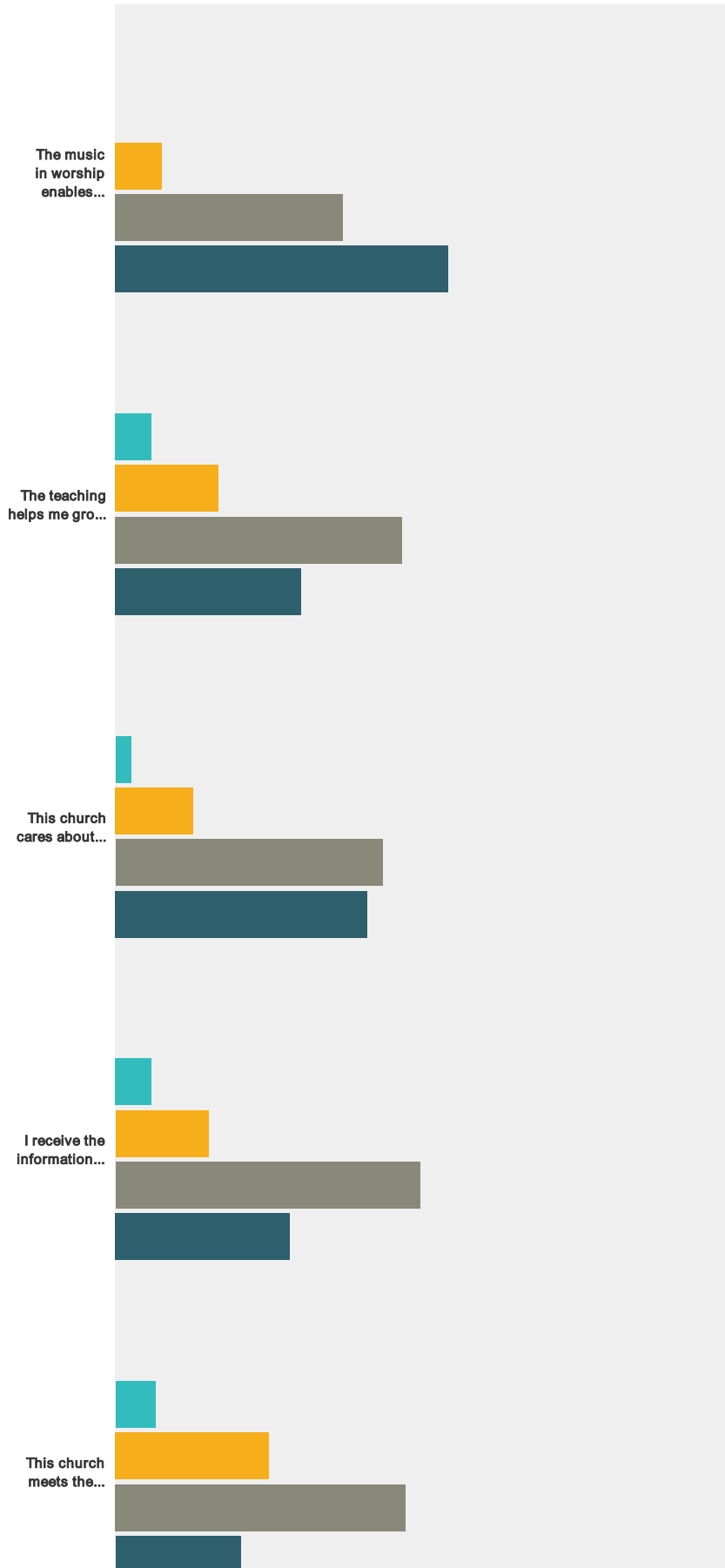
Clear about its mission and purpose



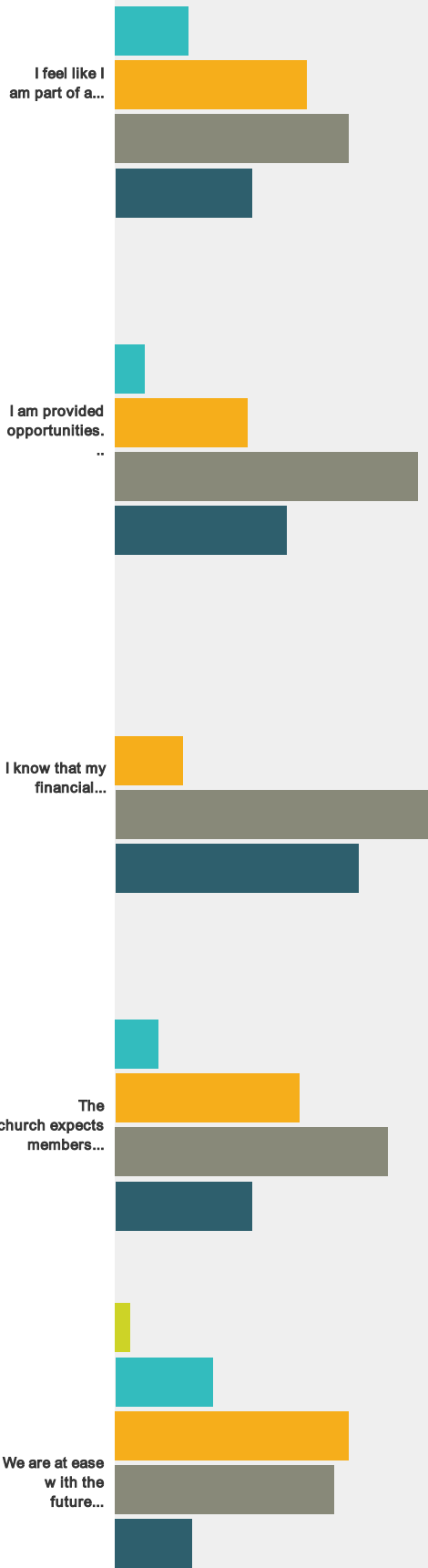
Suncreek UMC Allen Refresh Survey

Q10 I agree and am glad that the following are true at Suncreek UMC...

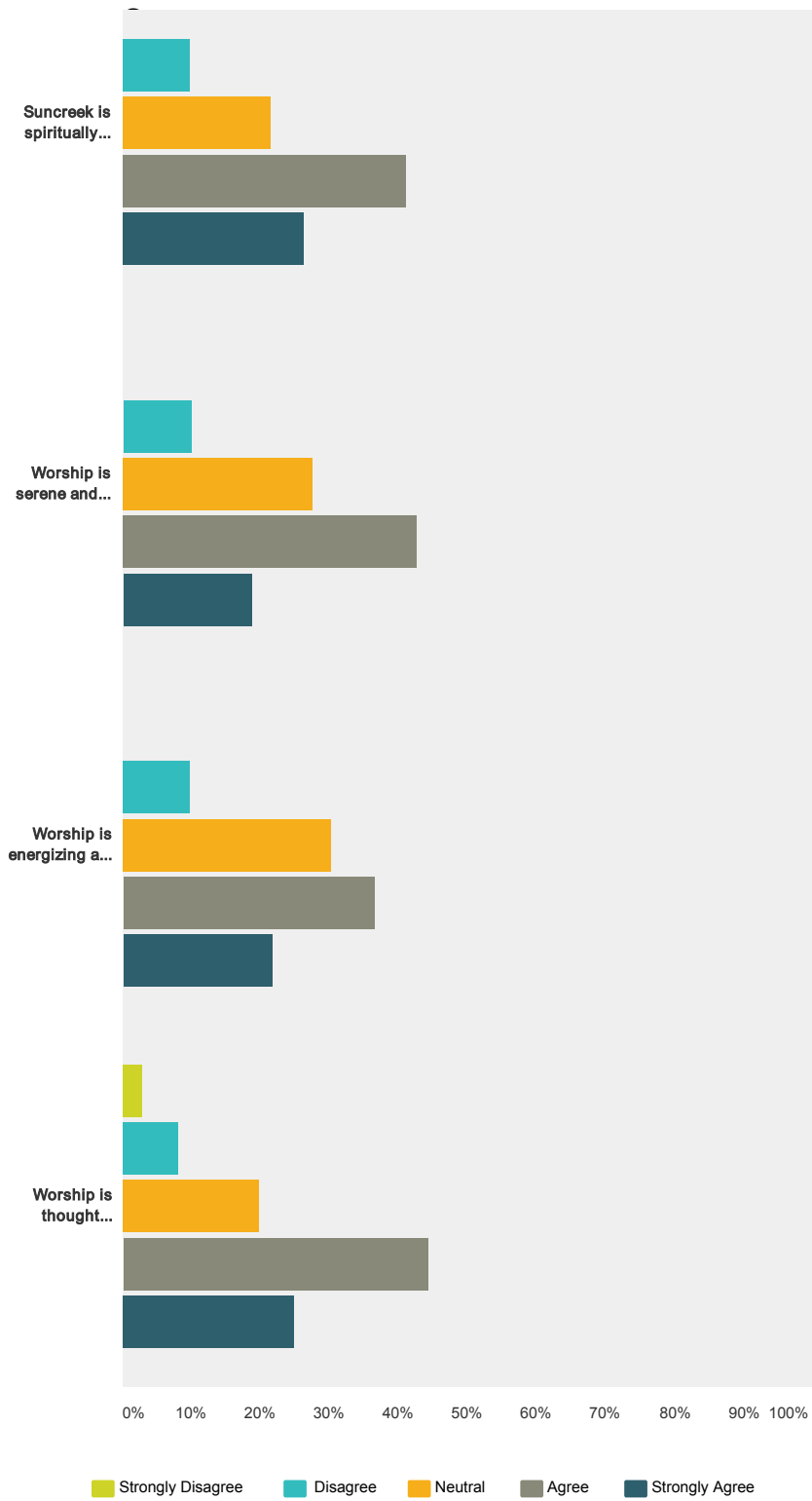
Answered: 415 Skipped: 32



Suncreek UMC Allen Refresh



Suncreek UMC Allen Refresh



	Strongly Disagree	Disagree	Neutral	Agree	Strongly Agree	Total
The music in worship enables me to worship God.	0.72% 3	0.72% 3	7.71% 32	36.87% 153	53.98% 224	415
The teaching helps me grow in my faith.	0.24% 1	6.02% 25	16.87% 70	46.51% 193	30.36% 126	415
This church cares about its members.	0.24% 1	2.65% 11	12.77% 53	43.37% 180	40.96% 170	415
I receive the information I need regarding church projects and decisions.	0.96% 4	6.02% 25	15.18% 63	49.40% 205	28.43% 118	415
This church meets the spiritual needs of its members.	0.48% 2	6.75% 28	25.06% 104	47.23% 196	20.48% 85	415
I feel like I am part of a team helping to fulfill the mission of this church.	0.96%	11.57%	29.88%	36.39%	21.20%	

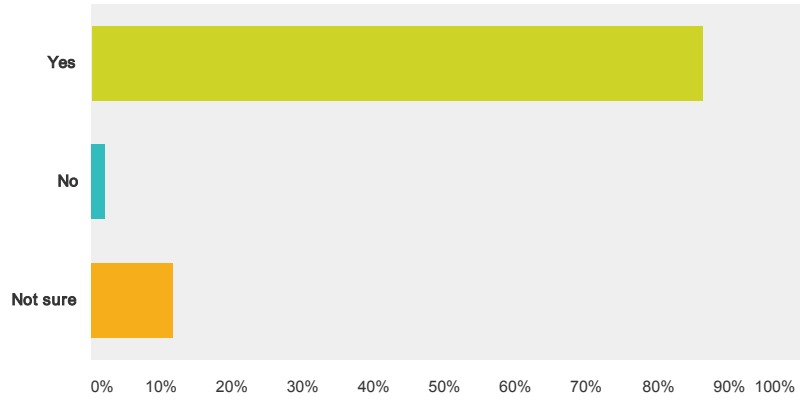
Suncreek UMC Allen Refresh Survey

	4	48	124	151	88	415
I am provided opportunities for spiritual growth and leadership.	0.72% 3	4.82% 20	20.72% 86	46.99% 195	26.75% 111	415
I know that my financial contribution is important.	0.96% 4	1.93% 8	10.60% 44	48.67% 202	37.83% 157	415
The church expects members to actively share their faith with others.	0.72% 3	6.99% 29	28.67% 119	42.41% 176	21.20% 88	415
We are at ease with the future direction of our denomination.	2.41% 10	15.18% 63	36.39% 151	33.98% 141	12.05% 50	415
Suncreek is spiritually energized and alive.	1.20% 5	9.88% 41	21.45% 89	41.20% 171	26.27% 109	415
Worship is serene and reverent.	0.96% 4	10.12% 42	27.47% 114	42.65% 177	18.80% 78	415
Worship is energizing and exuberant.	1.45% 6	9.88% 41	30.36% 126	36.63% 152	21.69% 90	415
Worship is thought provoking.	2.89% 12	8.19% 34	19.76% 82	44.34% 184	24.82% 103	415

Suncreek UMC Allen Refresh Survey

Q15 Would you recommend Suncreek UMC to family and friends?

Answered: 379 Skipped: 68

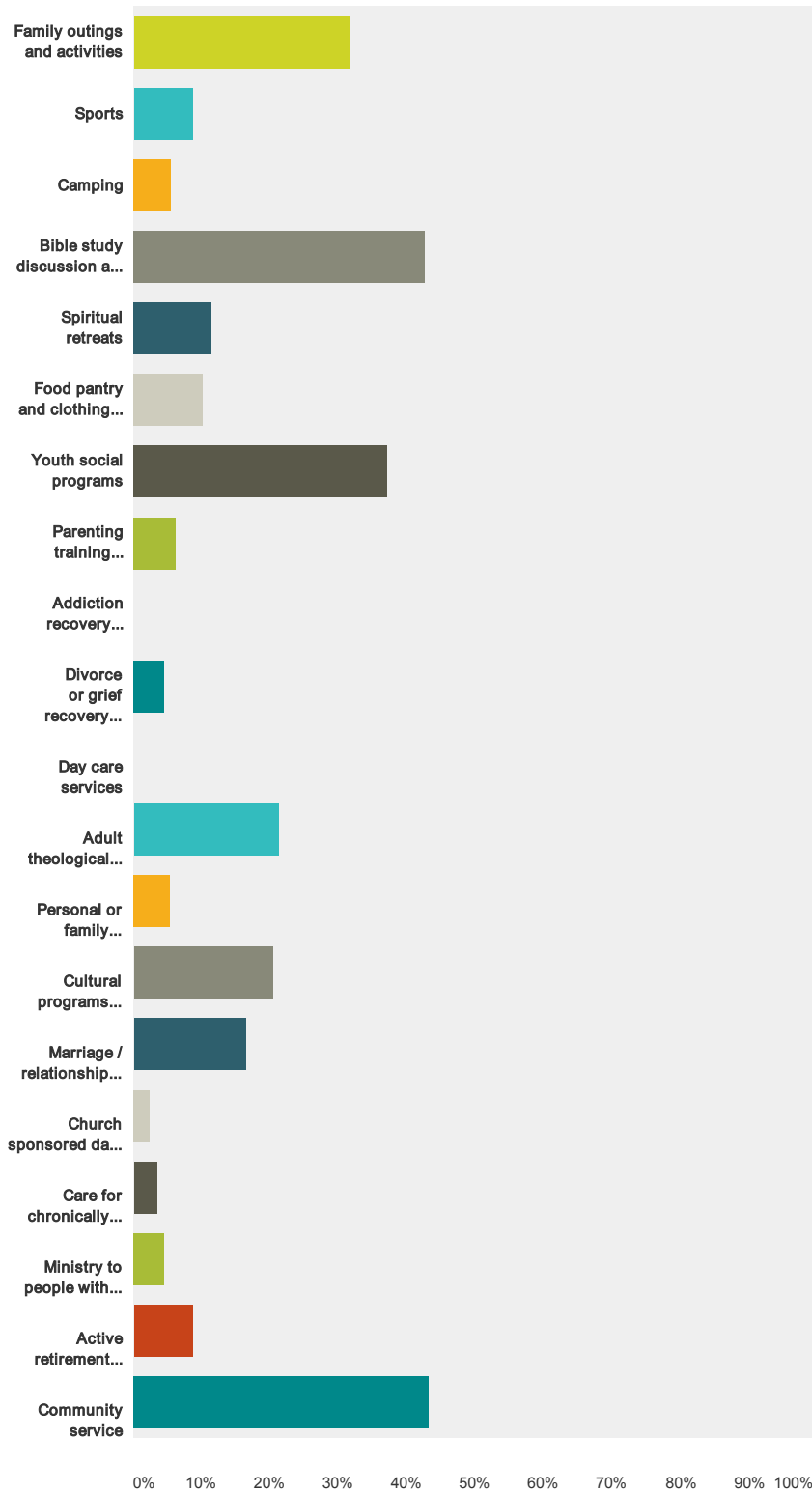


Answer Choices	Responses	
Yes	86.28%	327
No	2.11%	8
Not sure	11.61%	44
Total		379

Suncreek UMC Allen Refresh Survey

Q17 If you were looking for church programs and services that would appeal to you or your family, which three (3) from the general list below would be the most important to you?

Answered: 368 Skipped: 79



Answer Choices	Responses
Family outings and activities	31.79% 117

Suncreek UMC Allen Refresh
Survey

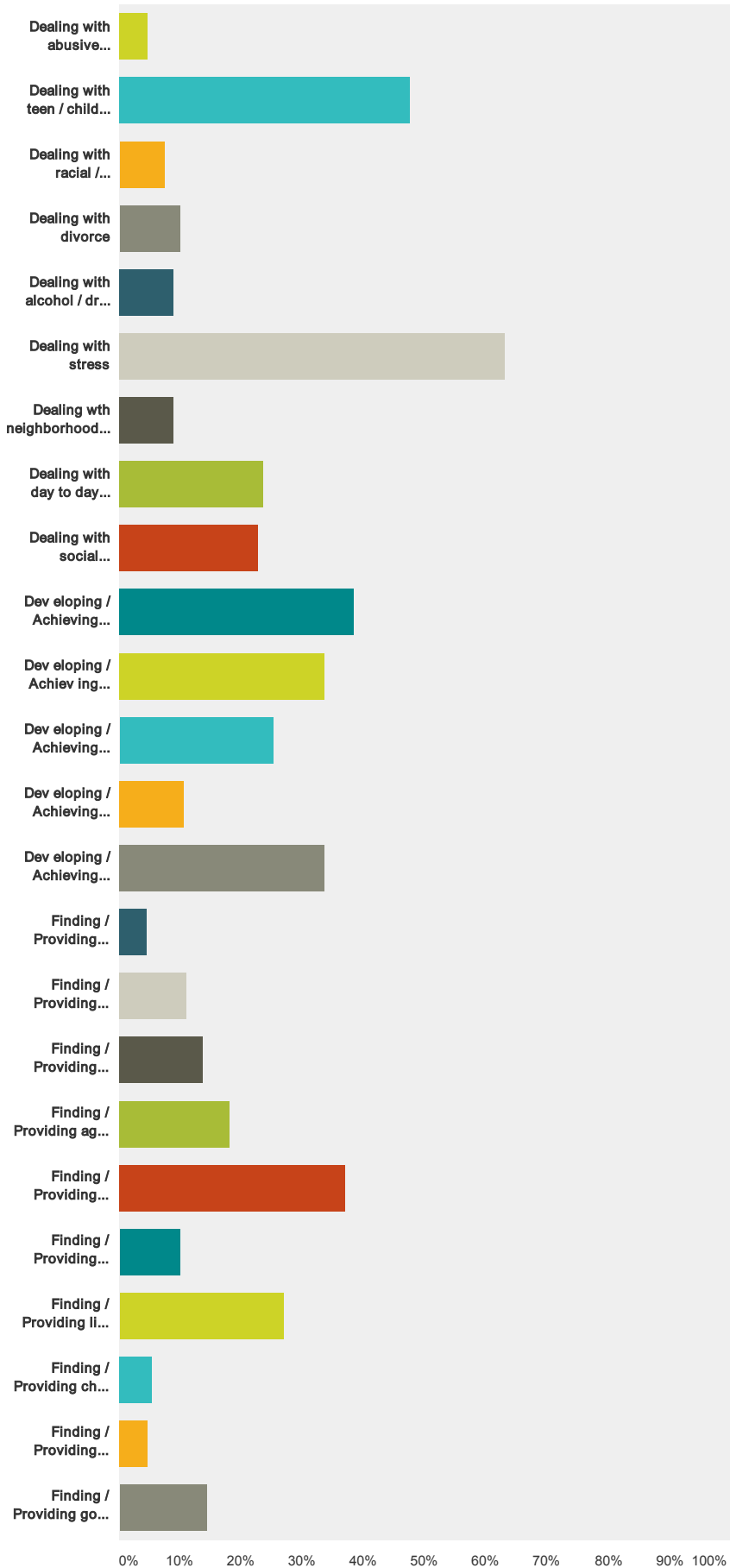
Suncreek UMC Allen Refresh Survey

Sports	8.70%	32
Camping	5.71%	21
Bible study discussion and prayer groups	42.66%	157
Spiritual retreats	11.41%	42
Food pantry and clothing resources	10.33%	38
Youth social programs	37.23%	137
Parenting training programs	6.25%	23
Addiction recovery programs	0.82%	3
Divorce or grief recovery programs	4.62%	17
Day care services	1.09%	4
Adult theological discussions	21.20%	78
Personal or family counseling	5.43%	20
Cultural programs: music/drama/art	20.38%	75
Marriage / relationship enrichment	16.58%	61
Church sponsored day school	2.45%	9
Care for chronically or terminally ill	3.53%	13
Ministry to people with disabilities	4.62%	17
Active retirement programs	8.70%	32
Community service	43.21%	159
Total Respondents: 368		

Suncreek UMC Allen Refresh

Q18 Select up to 6 of the following which are of the greatest concern to you and your neighbors.

Answered: 368 Skipped: 79



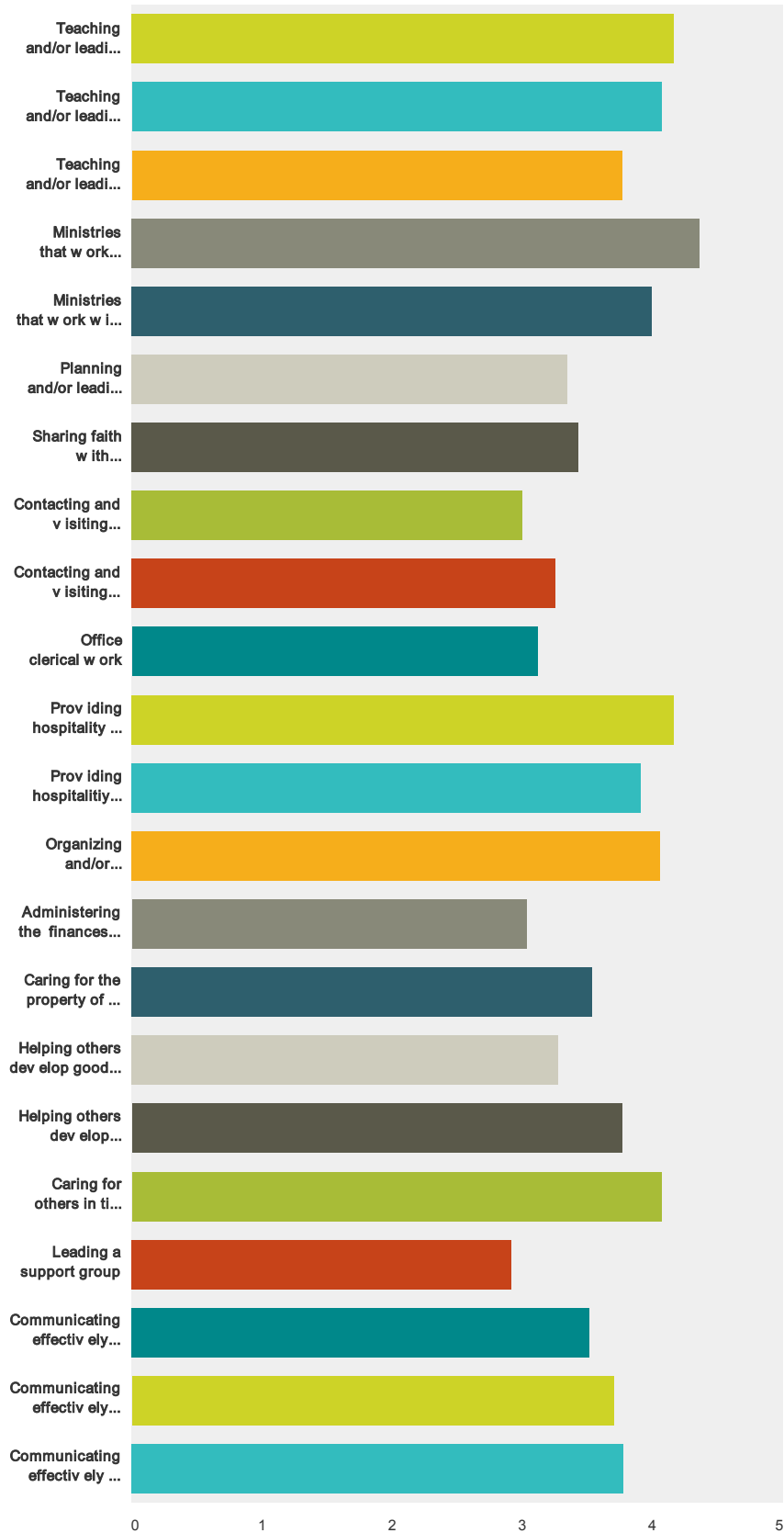
Suncreek UMC Allen Refresh Survey

Answer Choices	Responses	
Dealing with abusive relationships	4.89%	18
Dealing with teen / child challenges	47.55%	175
Dealing with racial / ethnic prejudice	7.61%	28
Dealing with divorce	10.05%	37
Dealing with alcohol / drug abuse	8.97%	33
Dealing with stress	63.04%	232
Dealing with neighborhood crime & safety	8.97%	33
Dealing with day to day financial worries	23.64%	87
Dealing with social injustice	22.83%	84
Developing / Achieving fulfilling relationships	38.32%	141
Developing / Achieving personal health	33.70%	124
Developing / Achieving parenting skills	25.27%	93
Developing / Achieving educational objectives	10.60%	39
Developing / Achieving long-term financial security	33.70%	124
Finding / Providing affordable housing	4.62%	17
Finding / Providing companionship	11.14%	41
Finding / Providing employment opportunities	13.86%	51
Finding / Providing aging parent care	18.21%	67
Finding / Providing spiritual teaching	36.96%	136
Finding / Providing quality affordable healthcare	10.05%	37
Finding / Providing life direction	26.90%	99
Finding / Providing child care	5.43%	20
Finding / Providing adequate food	4.89%	18
Finding / Providing good schools	14.40%	53
Total Respondents: 368		

Suncreek UMC Allen Refresh Survey

Q19 Either at Suncreek or another setting, I have participated in the following and found it meaningful. I would like to do so again.

Answered: 358 Skipped: 89



Suncreek UMC Allen Refresh

	Strongly disagree	Disagree	Agree	Strongly agree	N/A	Total	Average Rating
Teaching and/or leading children	1.54% 5	7.41% 24	33.33% 108	31.79% 103	25.93% 84	324	
Teaching and/or leading youth	1.27% 4	8.92% 28	24.84% 78	25.80% 81	39.17% 123	314	
Teaching and/or leading adults	2.27% 7	12.01% 37	19.81% 61	18.51% 57	47.40% 146	308	
Ministries that work directly with individuals in need	0.95% 3	3.15% 10	31.86% 101	35.02% 111	29.02% 92	317	
Ministries that work with objects (cleaning, building, planting, creating)	2.27% 7	8.12% 25	34.42% 106	23.05% 71	32.14% 99	308	
Planning and/or leading music	6.40% 19	12.12% 36	11.78% 35	14.48% 43	55.22% 164	297	
Sharing faith with non-believers	5.37% 16	13.76% 41	26.85% 80	11.07% 33	42.95% 128	298	
Contacting and visiting neighbors or visitors to tell them about our church	5.76% 17	17.63% 52	15.59% 46	7.12% 21	53.90% 159	295	
Contacting and visiting inactive members to demonstrate our care for them	4.10% 12	13.65% 40	19.11% 56	7.17% 21	55.97% 164	293	
Office clerical work	7.02% 21	11.37% 34	18.73% 56	6.02% 18	56.86% 170	299	
Providing hospitality on our church campus or at church sponsored events	0.95% 3	4.75% 15	39.56% 125	23.42% 74	31.33% 99	316	
Providing hospitality in my own home or at other locations in the community	1.68% 5	8.39% 25	34.23% 102	16.44% 49	39.26% 117	298	
Organizing and/or preparing and delivering meals to those who need them	2.97% 9	4.95% 15	34.65% 105	22.44% 68	34.98% 106	303	
Administering the finances of the church	7.43% 22	11.49% 34	10.81% 32	8.45% 25	61.82% 183	296	
Caring for the property of the church	3.72% 11	12.50% 37	21.62% 64	12.84% 38	49.32% 146	296	
Helping others develop good personal financial habits	4.78% 14	10.24% 30	14.33% 42	7.85% 23	62.80% 184	293	
Helping others develop stronger personal relationships	2.34% 7	9.36% 28	24.08% 72	14.38% 43	49.83% 149	299	
Caring for others in times of grief and loss	1.00% 3	6.67% 20	31.00% 93	20.67% 62	40.67% 122	300	
Leading a support group	3.78% 11	14.78% 43	9.97% 29	4.81% 14	66.67% 194	291	
Communicating effectively using visual or graphic media	3.44% 10	11.00% 32	20.62% 60	10.31% 30	54.64% 159	291	
Communicating effectively using the written word	2.78% 8	11.46% 33	26.39% 76	15.28% 44	44.10% 127	288	
Communicating effectively in public speaking to groups large or small	3.01% 9	11.71% 35	25.75% 77	19.40% 58	40.13% 120	299	